



?UZ\_c'8=MdUbY'dcc`'\_Jhg



Why pay over £35,000 for a concrete pool when you can build a Kafko pool for under half the cost?

## DIY INGROUND PANEL POOL KITS

**DESIGNED** to be installed into the ground using 4' x 4', 100% Virgin, high impact polymer resin panels that will enable you to create a swimming pool in a matter of days.

Using structural Polymer foam panels you will be able to install a pool confidently knowing that any ground movement and, in the long term, corrosion will not affect your pool structure for **A LIFETIME**.

**FREE**  
Interested but not sure if you can do the work?  
Ask for our DVD or Video which shows you everything you need to know!  
**Video or DVD**



A Kafko panel system is built on simplicity. A rectangular hole is excavated 4' or 5ft deep to the size of the pool plus an additional 24" each side of the pool structure to allow for polymer bracing.

Once excavated, Kafko Panels are simply bolted together along with a polymer brace and secured with a small amount of concrete to form a wall structure.

The structure is then backfilled with 15 parts Ballast - 1 part cement. (A concrete foundation is not required beforehand nor a skilled tradesman to build the pool wall).

A sand and cement floor screed is applied to obtain a smooth floor for the pool liner. A one piece tailor-made liner is then installed into an aluminium coping receptor that is fixed to the top of the pool panels.

**Day 1** Dig a 4ft or 5ft depth swimming pool

**Day 2** Install pool panels

**Day 3** Install all coping and pour concrete ring beam

**Day 4** Apply floor screed

**Day 5** Install pool liner, add water and backfill

**Day 6** Pour concrete ring beam

**Day 7** Connect up filtration plant

**Swim and enjoy**





## DIY INGROUND PANEL POOL KITS

**It's not every day you decide to dig a hole in your back garden and install a swimming pool, but it may be easier than you think!**

Understandably, most people's concept of a swimming pool is a fully tiled concrete pool at a huge cost. They would be right! An average cost of a concrete pool starts from £35,000.00 for 30' x 15' pool size and takes on average 8-10 weeks to build.

The idea behind the video is for you, the end user, to consider building an in-ground pool that aesthetically looks like a concrete pool but is far easier to install (within 10 days) and is less than half the cost.

The Kafko pool construction is ideally suited to the person who enjoys doing general DIY around the house. Therefore, when viewing the DVD (filmed on location in the U.K.), will enable you to ascertain which aspects of the pool construction you can and cannot do. For any part of the construction that you feel requires expertise, you can either contact your local pool dealer or a general builder for help. This DVD will at least enable you to see what the desired result should be.

An in-depth installation guide will be provided with your pool kit. The manual is stage index linked to the DVD for example 'stage 9' on the DVD will correspond with 'stage 9' in the manual.

One of the great advantages of installing a liner type pool construction is that in approximately 7-10 years, the liner will probably need to be replaced. This is a very simple and straight forward procedure and at present day costs, a replacement liner for a 30 x 15' pool would cost £1750 inc. VAT. Remember, the liner is the finished cosmetic look of the pool, so every 7-10 years your pool will look like a brand new installation!

Another point to bear in mind when replacing the liner in the future, is to consider changing the depth of the pool. If you built the pool to the standard 4ft depth this would be the ideal opportunity to increase the depth by hand digging to a new depth of 5ft -the same depth liner is used whether it is 4 or 5ft therefore, the price will remain the same!


Good luck & enjoy swimming.



# product information

## Certikin through the wall wide angle skimmer

- a uniquely designed skimmer that comes in two halves:- Wide Angle Skimmer Throat and Skimmer Body. The skimmer throat is installed through a pre-cut opening in the panel and attached to the main skimmer body. In the event that the skimmer ever has to be replaced the skimmer is cut in half and a new replacement installed (there is no permanent fixing to the panel).



**Return Inlets** - two directional Certikin Inlet fittings are supplied to enable pool water to flow back into the pool at two different levels.



**Optional Light Cut-Out(s)** - All Kafko panels can be fitted with a 100 watt Halogen under water light. The light area is pre-cut and fitted with a niche ready to receive a light housing that is simply attached by yourself.

**Kafko Polymer Panels** have top and bottom alignment tabs to help align the wall panels correctly, which also helps maintain a level wall during construction.

## PATENTED SNAP-LOCK

**ALUMINIUM COPING** This unique Snap-Lock coping design ensures that the liner is locked in the coping track around the pool and can **NEVER** pull out from the receptor until the liner clip is removed.


The coping also enables the paving to butt up close to the pool edge forming a natural oasis in your garden.



**The Kafko Liner** is the most important part of the pool structure as it acts as a waterproof membrane to retain water and is the cosmetic finish to your pool. Our standard 20gauge /.55mm Liners are manufactured from pure virgin vinyl and are Algae and UV sunlight resistant. All liners are printed with a blue mosaic pattern to enhance the natural beauty of your swimming pool.

Liners have a 2 full year manufacturers warranty with a life expectancy of 7-10 years.

*\* Colour of Liner sample depicted is as close as the Printing process allows.*



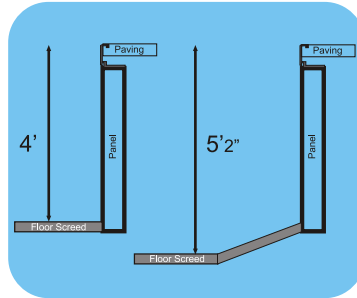
# THE COMPLETE PACKAGE

## THE COMPLETE PACKAGE

Everything that you need to build your dream pool will be supplied in one delivery direct to your door. Every Kafko Kit contains the following:

- 4ft High Structural Polymer Wall Panels
- Support Braces and Fixings
- 20thou. P.V.C ALL PATTERN Liner
- Surface Skimmer & Inlet Returns
- Hard Plumbing Kit
- Kafko 3 Tread Stainless Steel Ladder
- Continuous Self Priming Pump
- Sand Filtration Unit
- Maintenance Kit
- Aluminium Coping
- Chemical Starter Kit
- Installation Manual

**4ft or 5ft  
Pool Depth  
No Extra  
Cost!**



### Optional pool depth:

All Kafko pool kits are suitable for either 4' or 5'2" pool depth (see diagram above) as the same liner is used to fit both sizes!

Kafko pool panels are made from 100% virgin, high impact, polystyrene resin that guarantees your pool panels for LIFE against corrosion

## KAFKO DIY KITS

Rectangle

- 20'x12'
- 24'x12'
- 28'x12'
- 30'x14'

- \* All rectangular pools have 2ft radius corners
- \* Other pool sizes are available, please contact us for details

### Optional extras



6ft Square Step



4ft Radius Roman End with (GRP) coping trim

- \* Step unit replaces 3 tread ladder supplied in pool kit. All Step units include GRP Coping Trim
- \* If pool is under 14ft wide Roman End steps must be installed along the length of the pool

Ask about low running cost heating using a heat pump!



**NEW** LED lighting system that requires no tools to fit to your pool structure! The unique (patented) **Universal Flat Light System** is secured to the pool wall by simply screwing into a 1.5" threaded outlet fitting (supplied)! Talk to your pool dealer for more details. One light is recommended per 25 SQM of pool surface area.

