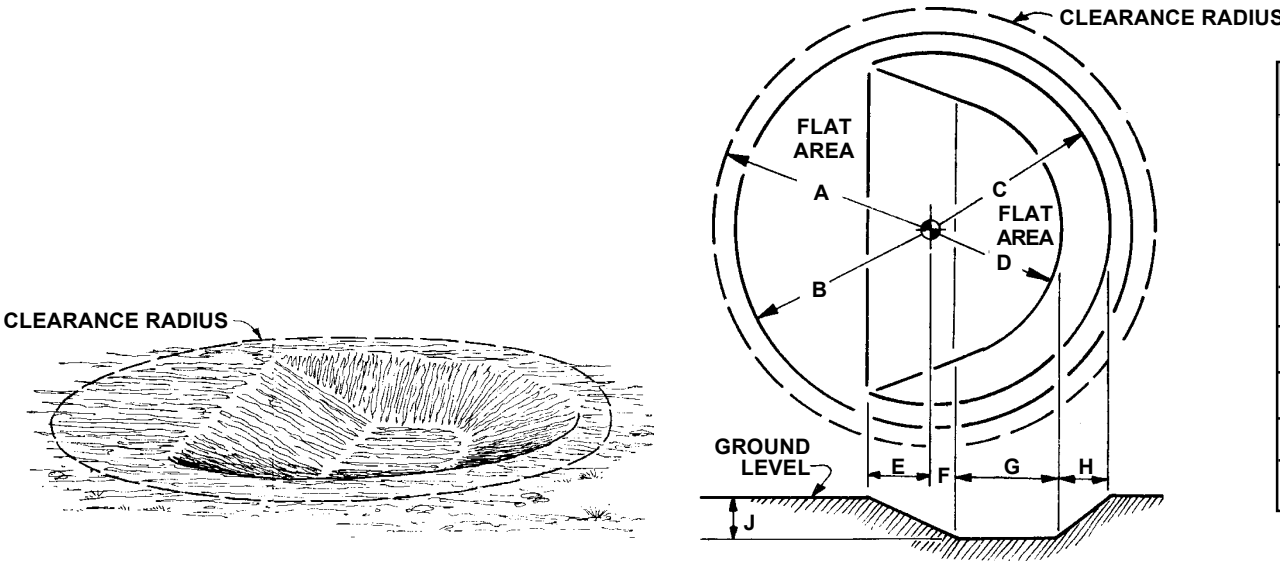


# 2

## OPTIONAL SPECIAL PURPOSE DEEP SWIMMING AREA ONLY



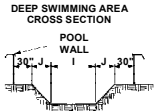
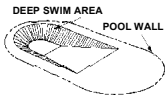
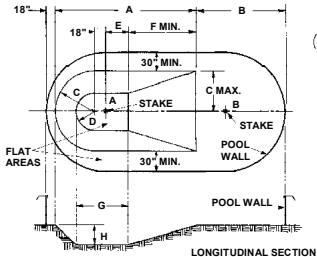
POOL DIAMETER

FIG.	12'	16'	18'	21'	24'	28'
A	7'	9'	10'	11'-6"	13'	15'
B	6'	8'	9'	10'-6"	12'	14'
C	5'-3"	7'-3"	8'-3"	9'-9"	11'-3"	13'-3"
D	3'-9"	4'-9"	5'-3"	6'-9"	8'-3"	10'-3"
E	3'	4'	5'-6"	5'-3"	6'	7'
F	1'-6"	3'-6"	3'-6"	3'-9"	3'	2'
G	2'-3"	1'-3"	1'-9"	3'	5'-3"	8'-3"
H	1'-6"	2'-6"	3'	3'	3'	3'
J	1'-6"	2'-6"	3'	3'	3'	3'

You may decide to excavate a deep swimming area as shown above. **The Deep Swimming Area is for underwater swimming only, NO DIVING, NO JUMPING.** To excavate the deep swimming area, use the illustration shown at right, along with the measurements from the chart for your size pool diameter.

**ONLY 20 MIL. LINERS OR THICKER —** Using the center stake as your reference point, lay out and excavate area to the dimensions shown in the above chart for your pool diameter. Remember: **DO NOT DIVE OR JUMP** into the pool. The excavation is intended to provide a deeper and wider **swimming area only.**

# 3 OPTIONAL SPECIAL PURPOSE DEEP SWIMMING AREA ONLY



POOL SIZE

FIG.	20'X12'	24'X12'	28'X12'	24'X16'	28'X16'	32'X16'	34'X18'	38'X18'	41'X21'
A	12'-6"	14'-6"	17'-6"	15'-6"	17'-6"	19'-6"	21'-6"	23'-6"	25'-6"
B	6'-0"	8'-0"	9'-0"	7'-0"	9'-0"	11'-0"	11'-0"	13'-0"	14'-0"
C	3'-0"	3'-0"	3'-0"	5'-0"	5'-0"	5'-0"	6'-0"	6'-0"	7'-6"
D	1'-0"	1'-0"	1'-0"	2'-0"	2'-0"	2'-0"	3'-0"	3'-0"	4'-6"
E	2'-0"	4'-0"	7'-0"	0'-0"	2'-0"	4'-0"	5'-0"	7'-0"	7'-6"
F	6'-0"	6'-0"	6'-0"	9'-0"	9'-0"	9'-0"	9'-0"	9'-0"	9'-0"
G	4'-6"	6'-6"	9'-6"	3'-6"	5'-6"	7'-6"	9'-6"	11'-6"	13'-6"
H	2'-0"	2'-0"	2'-0"	3'-0"	3'-0"	3'-0"	3'-0"	3'-0"	3'-0"
I	2'-0"	2'-0"	2'-0"	4'-0"	4'-0"	4'-0"	6'-0"	6'-0"	9'-0"
J	2'-0"	2'-0"	2'-0"	3'-0"	3'-0"	3'-0"	3'-0"	3'-0"	3'-0"

**ONLY 20 MIL. LINERS OR THICKER** - You may decide to excavate a deep swimming area as shown above. **The Deep Swimming Area is for underwater swimming only, NO DIVING, NO JUMPING.** To excavate the deep swimming area, use the layout illustrations above, along with the measurements from the chart for your size pool.

Using either stake 'A' or 'B' as your reference point, lay out and excavate area to the dimensions shown in the above chart for your size pool. Remember **DO NOT DIVE OR JUMP into the pool.** The excavation is intended to provide a deeper and wider swimming area only.